




United Nations Economic Commission for Europe
Statistical Division

Central Asia



... in Figures
2010

This paper was produced using the latest available data from the UNECE Statistical Database (www.unece.org/stats/data) and the publication “UNECE Countries in Figures, 2009”.

It was compiled by the UNECE Statistical Division, October 2010.

Looking for internationally
comparable data for:

Europe,
Central Asia,
North America?

Try the UNECE Statistical Database:

<http://www.unece.org/stats/data.htm>

Contents

Part 1 – Country Specific Data

Afghanistan

Kazakhstan

Kyrgyzstan

Tajikistan

Turkmenistan

Uzbekistan

Part 2 – Comparative Data

Economy

Employment

Demographics

Gender Statistics

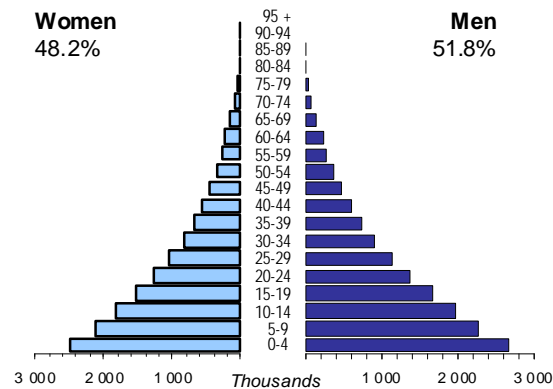
Transport Statistics



AFGHANISTAN

Capital (population, 2009)	Kabul (3 573 000)
Two largest cities	n/a
	n/a
Area (km²)	652 864
Total population, 2010	29 117 490
Population density (per km2), 2009	36
Official languages	Paschto, Dari
Date joined UN	19 November 1946
National currency	Afghani (AFA)
National statistical office	Central Statistics Organization (CSO) http://www.cso.gov.af/

Population by age, 2010



Life expectancy (in years), 2009	at birth	at 65
Women	44	..
Men	44	..
Total fertility rate, 2009	6.5	
average number of children per woman		
Adolescent fertility rate, 2005-2010	121	
number of live births per 1000 women aged 15-19		
Mean age of women at birth of first child	..	
age in years		

Computer use by age and sex, 2009

Data not available

Time: UTC +4h30



Women in the labour force, 2008	28%
percentage of total for both sexes	
Gender pay gap	n.a.
monthly earnings, 2009	
hourly wage, 2009	n.a.
Women in part-time employment	n.a.
percentage of total of women employed	
Female tertiary students, 2008-2009	n.a.
percentage of total for both sexes	
Women victims of homicide	n.a.
percentage of total for both sexes	
Women researchers	n.a.
percentage of total for both sexes	
Women and men in selected occupation groups, 2009	

Data not available

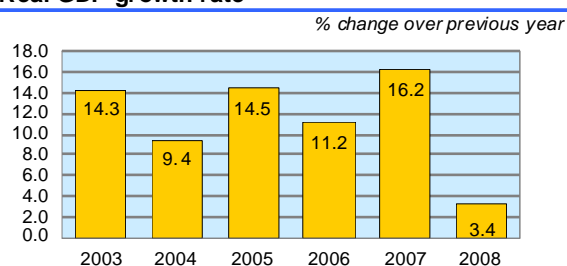
Women and men in public life

Data not available

AFGHANISTAN

	2004	2005	2006	2007	2008	2009
Employment (% change over previous year)	..	4.0	4.8	4.4	4.7	..
Unemployment rate (%)	..	9.5
Youth unemployment rate (%)
	<i>% of GDP</i>					
Exports of goods and services, 2009	..					
Imports of goods and services, 2009	..					
External trade balance, 2009	..					
Gross External Debt, 2009	..					

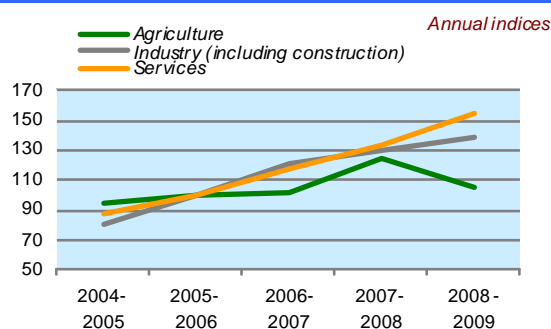
Real GDP growth rate



Economic activity rate, 2009

Data
not
available

GDP in agriculture, industry, services (2005-2006=100)



Forest resources

Area of Forest
percentage of land area, 2005

Road accidents

Persons injured	
in road accidents, 2004	..
Persons killed	
in road accidents, 2006	..

GDP at current prices

m illions of US Dollars, PPP, 2009 ..
m illions of AFA, 2008-2009 542 167

GDP at current prices, per capita

US Dollars, PPP, 2009 ..
AFA, 2009 ..

Final consumption expenditure at current prices, per capita

US Dollars, PPP, 2009 ..

Purchasing Power Parity (PPP)

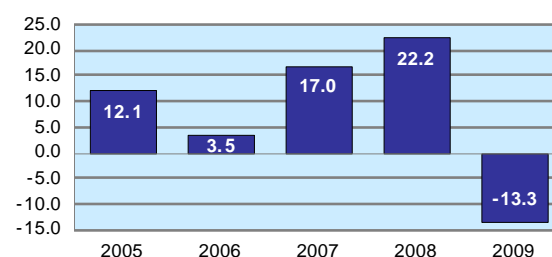
ALL per USD, US=1, 2009 ..

Exchange rate

Annual average, AFA per USD, 2008 50.25

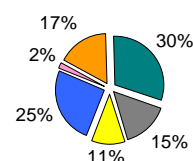
Consumer price index (annual average)

% change over previous year



GDP by major sectors, 2008-2009

Employment in major sectors



Data
not
available

- Agriculture, hunting & forestry; fishing (ISIC A-B)
- Industry, including energy (ISIC C-E)
- Construction (ISIC F)
- Wholesale & retail trade, repairs; hotels & restaurants; transport & communications (ISIC G-I)
- Financial intermediation; real estate, renting & business activities (ISIC J-K)
- Other service activities (ISIC L-P)

Transport infrastructure

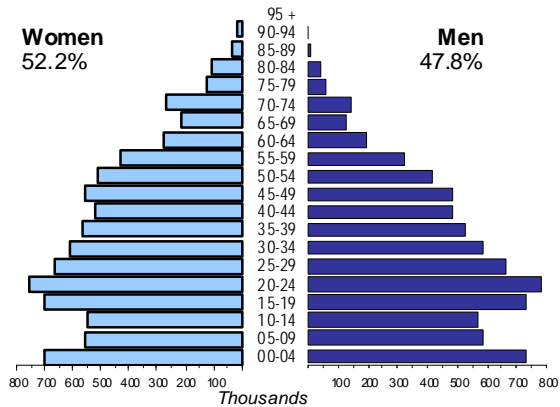
Railways	
total length in kilometres	..
Motorways	
total length in kilometres, 2004	..



KAZAKHSTAN

Capital (population, 2009)	Astana (661 700)
Two largest cities	n/a
	n/a
Area (km²)	2 724 900
Total population, 2009	15 643 928
Population density (per km²), 2009	6
Official languages	Kazak
Date joined UN	2 March 1992
National currency	Kazakh tengue (KZT)
National statistical office	Agency of Statistics of the Republic of Kazakhstan http://www.stat.kz

Population by age, 2009



Life expectancy (in years), 2008	at birth	at 65
Women	73	15
Men	62	12
Total fertility rate, 2008	2.7	
average number of children per woman		
Adolescent fertility rate, 2008	31	
number of live births per 1000 women aged 15-19		
Mean age of women at birth of first child, 2008	24.9	
age in years		

Computer use by age and sex

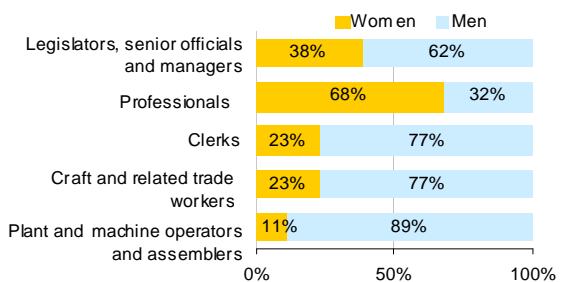
Data not available

UTC + 5h

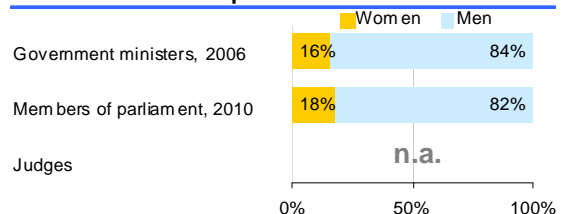


Women in the labour force, 2008	50%
percentage of total for both sexes	
Gender pay gap	
monthly earnings, 2008	36%
hourly wage	..
Women in part-time employment, 2008	26%
percentage of total of women employed	
Female tertiary students, 2008-2009	58%
percentage of total for both sexes	
Women victims of homicide	..
percentage of total for both sexes	
Women researchers	..
percentage of total for both sexes	

Women and men in selected occupation groups, 2008



Women and men in public life



KAZAKHSTAN

	2004	2005	2006	2007	2008	2009
Employment (% change over previous year)	2.8	1.1	2.0	3.1	3.0	0.6
Unemployment rate (%)	8.4	8.1	7.8	7.3	6.6	6.6
Youth unemployment rate (%)	14.3	13.4	12.1	9.4	7.4	6.7

	% of GDP
Exports of goods and services, 2009	42.0
Imports of goods and services, 2009	33.8
External trade balance, 2009	8.2
Gross External Debt	..

GDP at current prices

millions of US Dollars, PPP, 2009	192 530
millions of KZT, 2009	17 007 647

GDP at current prices, per capita

US Dollars, PPP, 2009	12 283
KZT, 2009	1 085 087

Final consumption expenditure at current prices, per capita

US Dollars, PPP, 2009	6 552
-----------------------	-------

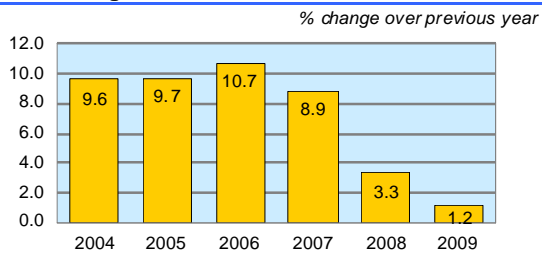
Purchasing Power Parity (PPP)

KZT per USD, US=1, 2009	88.338
-------------------------	--------

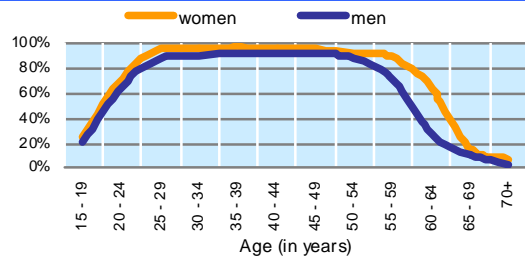
Exchange rate

Annual average, KZT per USD, 2008	120.299
-----------------------------------	---------

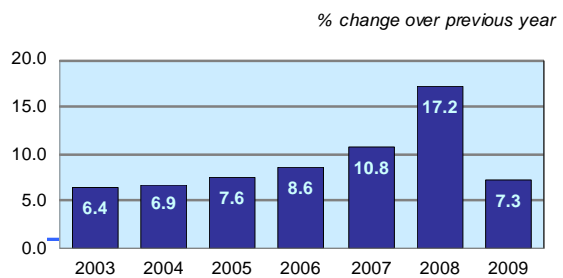
Real GDP growth rate



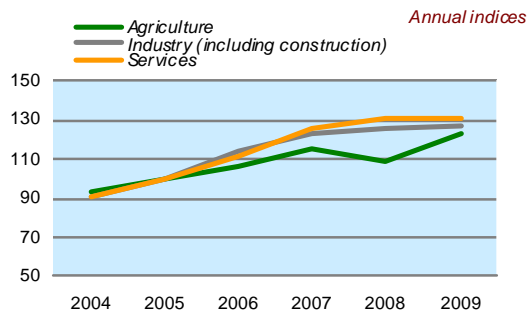
Economic activity rate, 2008



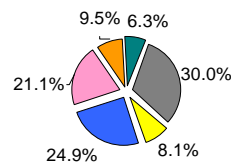
Consumer price index (annual average)



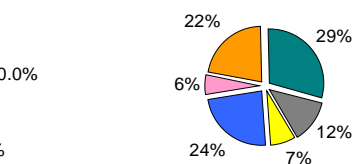
GDP in agriculture, industry, services (2005=100)



GDP by major sectors, 2009



Employment in major sectors, 2009



Forest resources

Area of Forest	..
percentage of land area	..

Road accidents

Persons injured	18 794
in road accidents, 2004	18 794
Persons killed	3 136
in road accidents, 2004	3 136

Transport infrastructure

Railways	14 205
total length in kilometres, 2007	14 205
Motorways	93 140
total length in kilometres, 2007	93 140



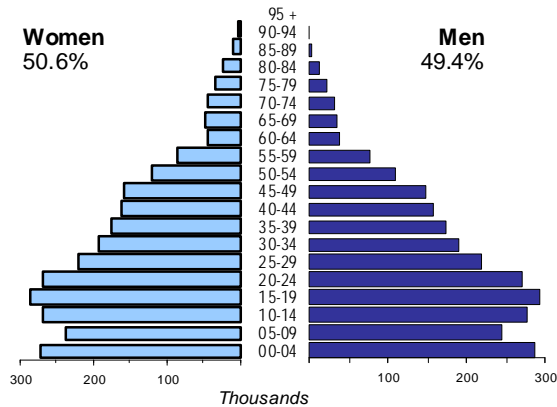
KYRGYZSTAN

Capital (population, 2009)	Bishkek (1 022 000)
Two largest cities	n/a
	n/a
Area (km²)	199 900
Total population, 2008	5 250 137
Population density (per km²), 2008	26
Official languages	Kyrgyz
Date joined UN	2 March 1992
National currency	Kyrgyz som (KGS)
National statistical office	National Statistical Committee Kyrgyzstan http://www.stat.kg

UTC + 5h



Population by age 2008



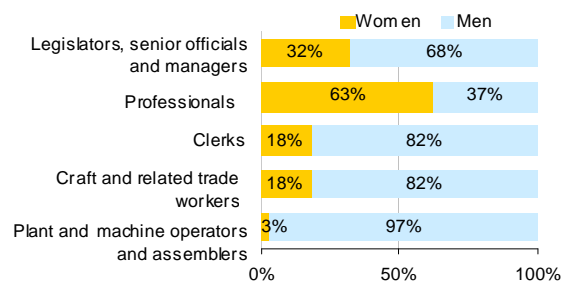
Life expectancy (in years), 2006	at birth	at 65	
	Women	72	15
	Men	63	12
Total fertility rate, 2008	2.8		
average number of children per woman			
Adolescent fertility rate, 2008	30		
number of live births per 1000 women aged 15-19			
Mean age of women at birth of first child, 2008	23.4		
age in years			

Computer use by age and sex

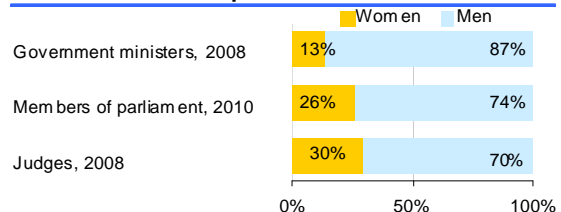
Data not available

Women in the labour force, 2008	43%
percentage of total for both sexes	
Gender pay gap	
monthly earnings, 2008	33%
hourly wage, 2008	33%
Women in part-time employment	..
percentage of total of women employed	
Female tertiary students 2007-2008	57%
percentage of total for both sexes	
Women victims of homicide, 2008	21%
percentage of total for both sexes	
Women researchers, 2008	46%
percentage of total for both sexes	

Women and men in selected occupation groups, 2008



Women and men in public life



KYRGYZSTAN

	2004	2005	2006	2007	2008	2009
Employment (% change over previous year)	3.1	4.3	0.9	2.7	1.5	1.5
Unemployment rate (%)	8.5	8.1	8.3	8.2	8.2	8.4
Youth unemployment rate (%)	15.2	14.5	14.6	13.2	14.8	16.8

	% of GDP
Exports of goods and services, 2009	56.2
Imports of goods and services, 2009	80.6
External trade balance, 2009	-24.4
Gross External Debt	..

GDP at current prices

millions of US Dollars, PPP, 2009	12 111
millions of KGS, 2009	196 423

GDP at current prices, per capita

US Dollars, PPP, 2009	2 307
KGS, 2009	37 413

Final consumption expenditure at current prices, per capita

US Dollars, PPP, 2009	2 222
-----------------------	-------

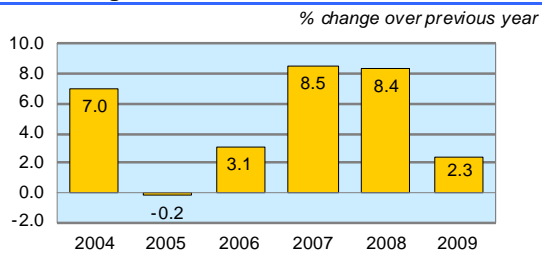
Purchasing Power Parity (PPP)

KGS per USD, US=1, 2009	16.218
-------------------------	--------

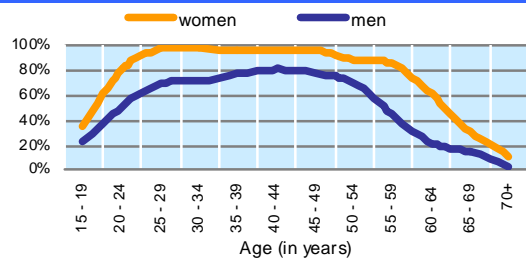
Exchange rate

Annual average, KGS per USD, 2008	36.575
-----------------------------------	--------

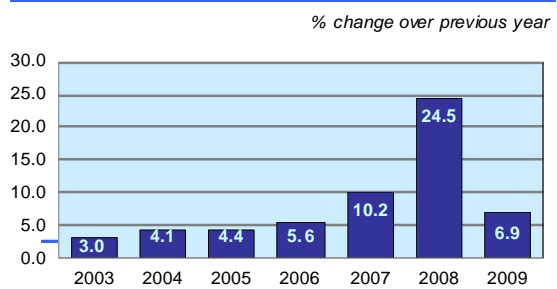
Real GDP growth rate



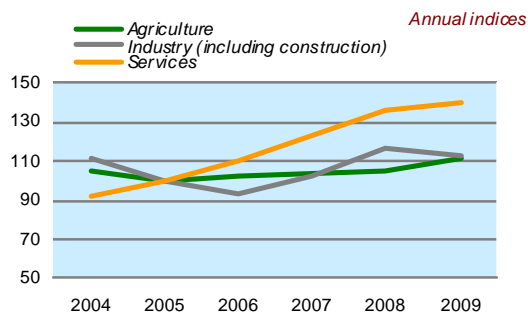
Economic activity rate, 2006



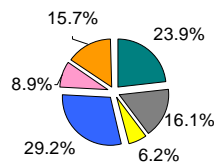
Consumer price index (annual average)



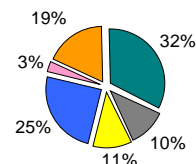
GDP in agriculture, industry, services (2005=100)



GDP by major sectors, 2009



Employment in major sectors, 2009



Forest resources

Area of Forest	..
percentage of land area	..

Road accidents

Persons injured	5 925
in road accidents, 2008	..
Persons killed	1 138
in road accidents, 2008	..

Transport infrastructure

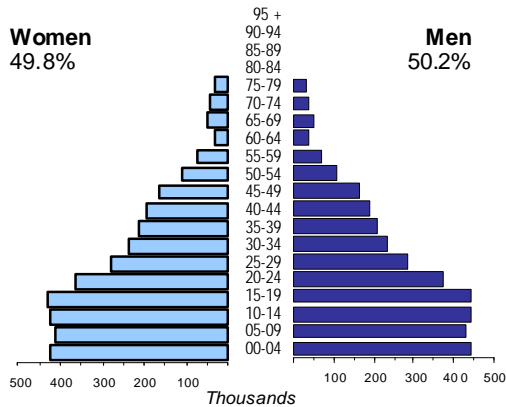
Railways	417
total length in kilometres, 2008	..
Motorways	..
total length in kilometres, 2008	..



TAJIKISTAN

Capital (population, 2008)	Dushanbe (679 400)
Two largest cities	n/a
	n/a
Area (km²)	143 100
Total population, 2007	7 063 800
Population density (per km²), 2007	49
Official languages	Tajik
Date joined UN	2 March 1992
National currency	Tajk somoni (TJS)
National statistical office	State Statistical Committee of Tajikistan http://www.stat.tj

Population by age, 2007



Life expectancy (in years), 2008	at birth	at 65
Women	75	18
Men	70	15
Total fertility rate, 2006	3.3	
average number of children per woman		
Adolescent fertility rate, 2001	27	
number of live births per 1000 women aged 15-19		
Mean age of women at birth of first child, 2001	22.3	
age in years		

Computer use by age and sex

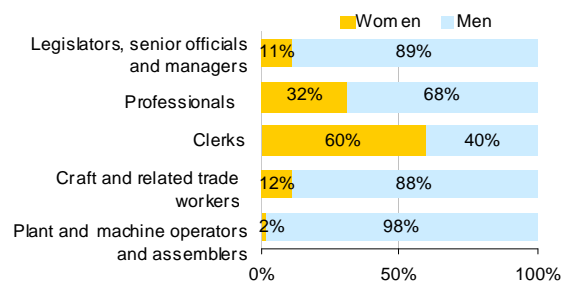
Data not available

UTC + 5h

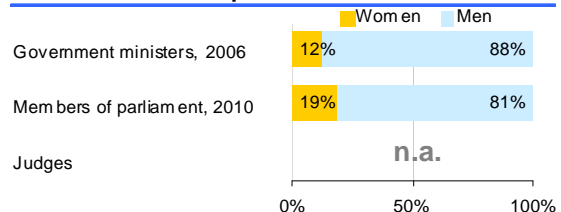


Women in the labour force, 2004	42%
percentage of total for both sexes	
Gender pay gap	40%
monthly earnings, 2008	
hourly wage	..
Women in part-time employment	..
percentage of total of women employed	
Female tertiary students, 2008-2009	29%
percentage of total for both sexes	
Women victims of homicide, 2008	42%
percentage of total for both sexes	
Women researchers, 2002	21%
percentage of total for both sexes	

Women and men in selected occupation groups, 2004



Women and men in public life

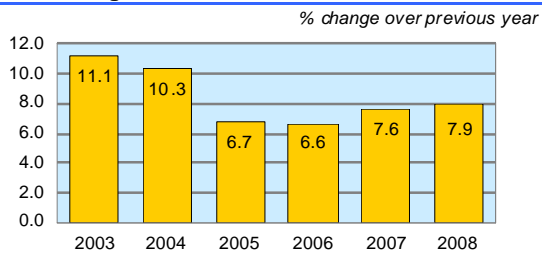


TAJIKISTAN

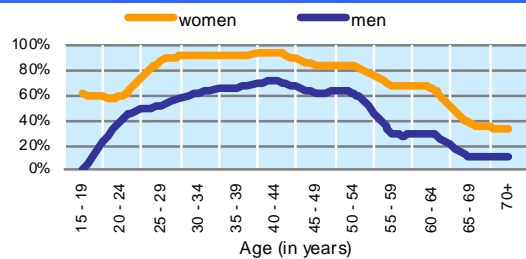
	2004	2005	2006	2007	2008	2009
Employment (% change over previous year)	10.8	1.1	1.2	0.6	0.8	2.4
Unemployment rate (%)	2.0	2.1	2.3	2.5	2.1	2.1
Youth unemployment rate (%)

	% of GDP
Exports of goods and services, 2008	32.7
Imports of goods and services, 2008	79.1
External trade balance, 2008	-46.4
Gross External Debt	..

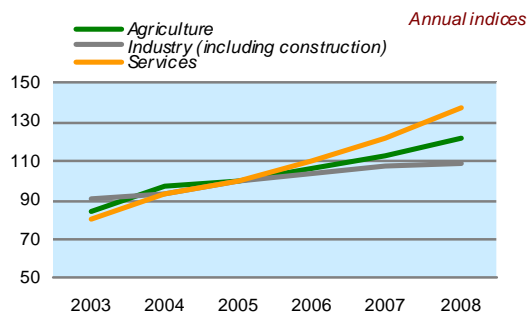
Real GDP growth rate



Economic activity rate, 2004



GDP in agriculture, industry, services (2005=100)



Forest resources

Area of Forest percentage of land area	..
---	----

Road accidents

Persons injured in road accidents, 2005	2 036
Persons killed in road accidents, 2005	483

GDP at current prices millions of US Dollars, PPP, 2008	13 006
millions of TJS, 2008	17 707

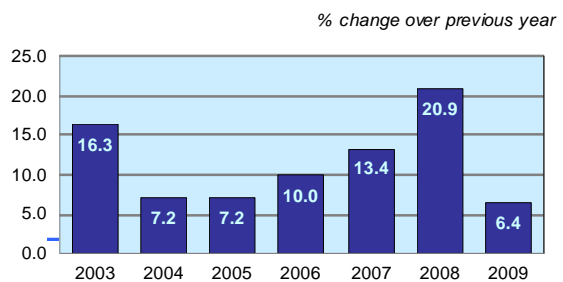
GDP at current prices, per capita US Dollars, PPP, 2008	1 782
TJS, 2008	2 427

Final consumption expenditure at current prices, per capita US Dollars, PPP, 2008	1 978
--	-------

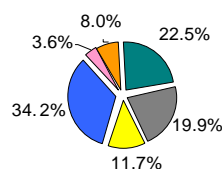
Purchasing Power Parity (PPP) TJS per USD, US=1, 2008	1.361
--	-------

Exchange rate Annual average, TJS per USD, 2008	3.431
--	-------

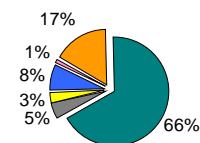
Consumer price index (annual average)



GDP by major sectors, 2008



Employment in major sectors, 2009



- Agriculture, hunting & forestry; fishing (ISIC A-B)
- Industry, including energy (ISIC C-E)
- Construction (ISIC F)
- Wholesale & retail trade, repairs; hotels & restaurants; transport & communications (ISIC G-I)
- Financial intermediation; real estate, renting & business activities (ISIC J-K)
- Other service activities (ISIC L-P)

Transport infrastructure

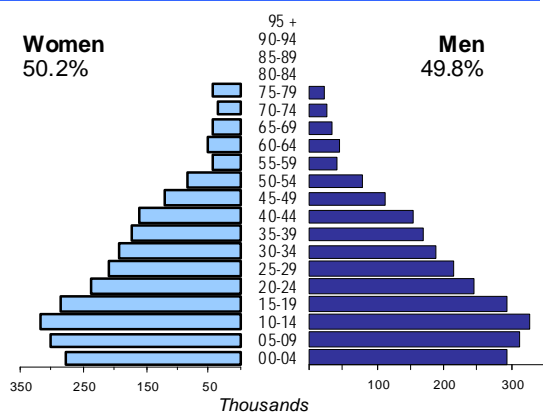
Railways total length in kilometres, 1999	547
Motorways total length in kilometres, 2006	..



TURKMENISTAN

Capital (population, 2009)	Ashgabat (727 000)
Two largest cities	n/a
	n/a
Area (km²)	488 100
Total population, 2006	5 362 703
Population density (per km²), 2006	11
Official languages	Turkmen
Date joined UN	2 March 1992
National currency	Turkmen manat (TMM)
National statistical office	State Committee of Turkmenistan on Statistics
	http://www.turkmenistan.gov.tm

Population by age, 2003



Life expectancy (in years), 2006	at birth	at 65
	Women	73 ..
	Men	66 ..
Total fertility rate, 2006	2.6	
average number of children per woman		
Adolescent fertility rate, 2003	22	
number of live births per 1000 women aged 15-19		
Mean age of women at birth of first child, 2006	24.6	
age in years		

Computer use by age and sex

Data not available

UTC + 5h

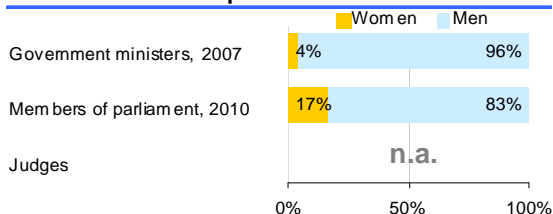


Women in the labour force, 2006	53%
percentage of total for both sexes	
Gender pay gap	
monthly earnings	..
hourly wage	..
Women in part-time employment	..
percentage of total of women employed	
Female tertiary students	..
percentage of total for both sexes	
Women victims of homicide	..
percentage of total for both sexes	
Women researchers	..
percentage of total for both sexes	

Women and men in selected occupation groups

Data not available

Women and men in public life



TURKMENISTAN

	2004	2005	2006	2007	2008	2009
Employment (% change over previous year)
Unemployment rate (%)	..	3.7	..	3.6
Youth unemployment rate (%)

	% of GDP
Exports of goods and services	..
Imports of goods and services	..
External trade balance	..
Gross External Debt	..

GDP at current prices	
millions of US Dollars, PPP, 2009	32 550
millions of TMM, 2009	49 464

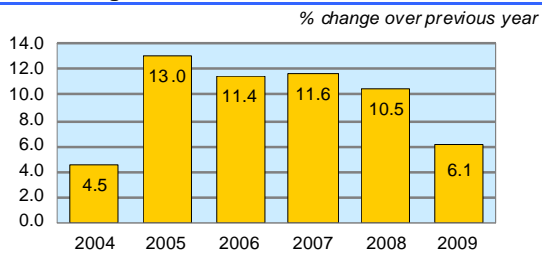
GDP at current prices, per capita	
US Dollars, PPP, 2009	6 370
TMM, 2009	9 680

Final consumption expenditure at current prices, per capita	
US Dollars, PPP	..

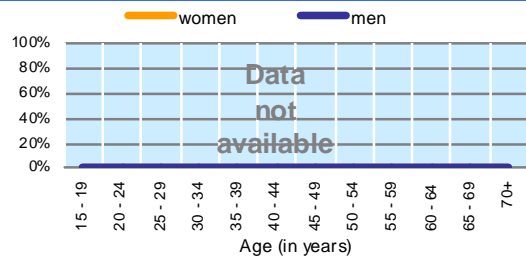
Purchasing Power Parity (PPP)	
TMM per USD, US=1, 2009	1.520

Exchange rate	
Annual average, TMM per USD, 2009	2.850

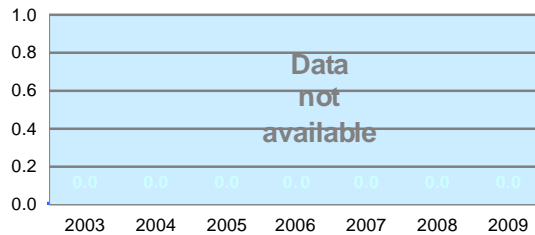
Real GDP growth rate



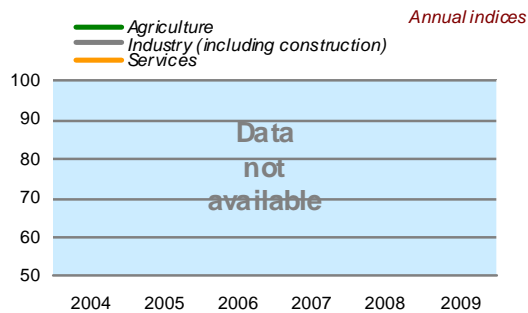
Economic activity rate



Consumer price index (annual average)



GDP in agriculture, industry, services (2005=100)



GDP by major sectors

Data not available

Employment in major sectors

Data not available

Forest resources

Area of Forest	
percentage of land area	..

Road accidents

Persons injured	
in road accidents, 2003	1 748
Persons killed	
in road accidents, 2003	533

Transport infrastructure

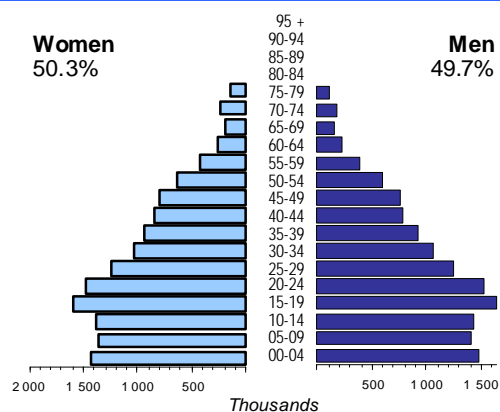
Railways	
total length in kilometres, 1999	2 446
Motorways	
total length in kilometres, 2006	..



UZBEKISTAN

Capital (population, 2007)	Tashkent (2 184 000)
Two largest cities	n/a
	n/a
Area (km²)	447 400
Total population, 2009	28 171 470
Population density (per km²), 2009	63
Official languages	Uzbek
Date joined UN	2 March 1992
National currency	Uzbekistani sum (UZS)
National statistical office	State Committee on Statistics of the Republic of Uzbekistan http://www.stat.uz/

Population by age, 2009



Life expectancy (in years), 2007	at birth	at 65	
	Women	75	16
	Men	71	14
Total fertility rate, 2008	2.6		
average number of children per woman			
Adolescent fertility rate, 2006	9		
number of live births per 1000 women aged 15-19			
Mean age of women at birth of first child, 2006	23.8		
age in years			

Computer use by age and sex

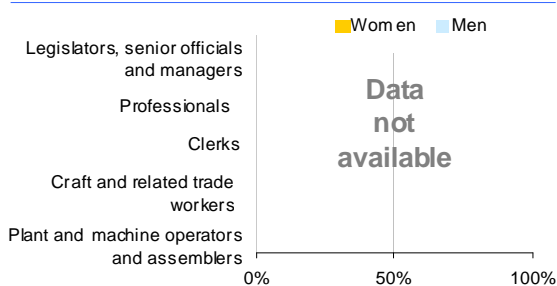
Data not available

UTC + 5h

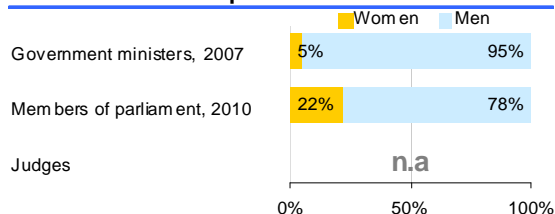


Women in the labour force, 2006	56%
percentage of total for both sexes	
Gender pay gap	
monthly earnings	..
hourly wage	..
Women in part-time employment	..
percentage of total of women employed	
Female tertiary students, 2006-2007	41%
percentage of total for both sexes	
Women victims of homicide	..
percentage of total for both sexes	
Women researchers, 2005	39%
percentage of total for both sexes	

Women and men in selected occupation groups



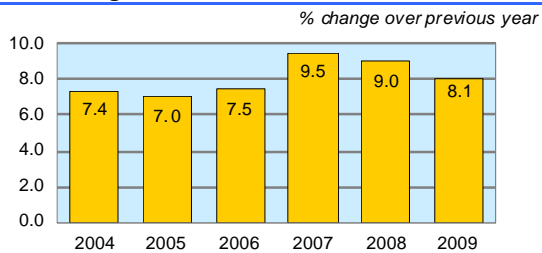
Women and men in public life



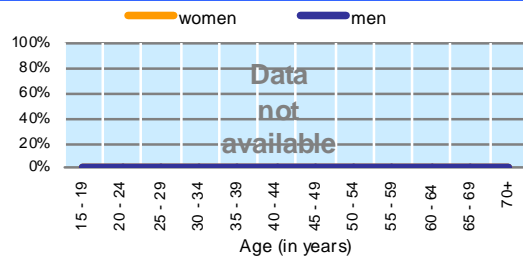
UZBEKISTAN

	2004	2005	2006	2007	2008	2009
Employment (% change over previous year)	3.4	2.9	2.7
Unemployment rate (%)	0.4	0.3	0.3	0.2
Youth unemployment rate (%)
<i>% of GDP</i>						
Exports of goods and services, 1997						29.8
Imports of goods and services, 1997						30.1
External trade balance, 1997						-0.2
Gross External Debt						..

Real GDP growth rate



Economic activity rate




GDP in agriculture, industry, services (2005=100)

Annual indices

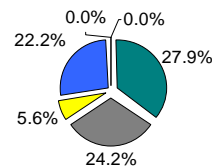
Data not available

GDP at current prices	
millions of US Dollars, PPP, 2009	78 484
millions of UZS, 2009	48 097 000
GDP at current prices, per capita	
US Dollars, PPP, 2009	2 855
UZS, 2009	1 749 750
Final consumption expenditure at current prices, per capita	
US Dollars, PPP	..
Purchasing Power Parity (PPP)	
UZS per USD, US=1, 2009	612.825
Exchange rate	
Annual average, UZS per USD, 2009	1466.710

Consumer price index (annual average)



GDP by major sectors, 2006



Employment in major sectors, 2004

Data not available

Forest resources

Area of Forest	
percentage of land area	..

Road accidents

Persons injured	
in road accidents, 1997	11 360
Persons killed	
in road accidents, 1997	2 075

Transport infrastructure

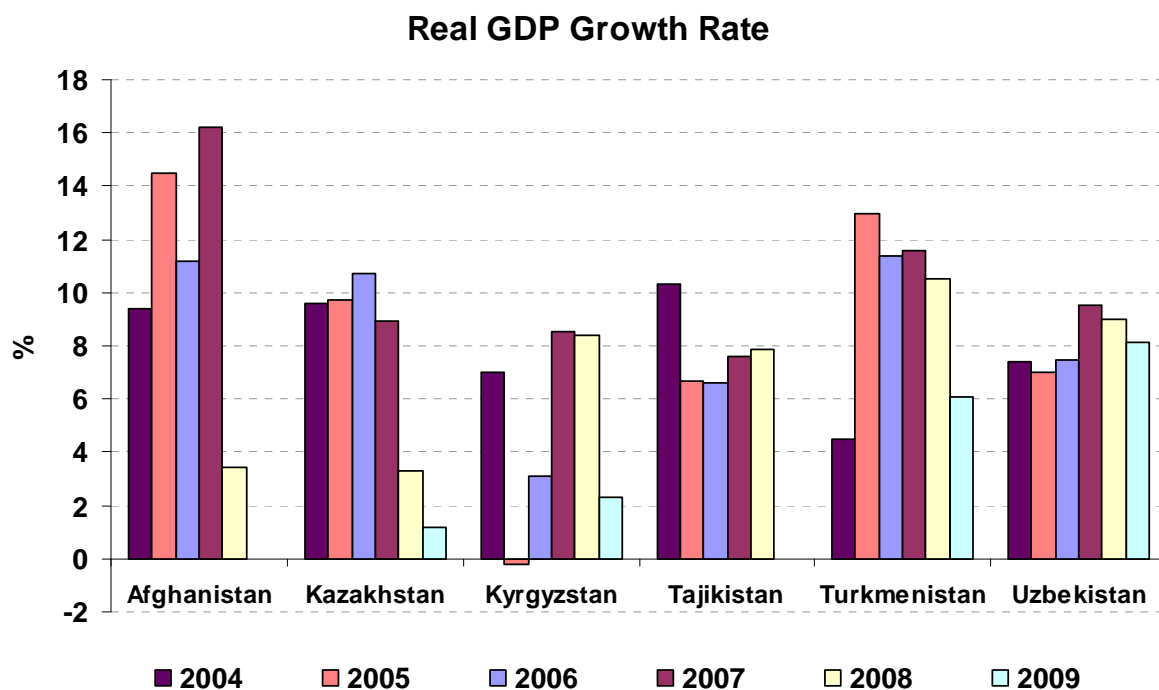
Railways	
total length in kilometres, 2000	3 472
Motorways	
total length in kilometres, 2000	0

Comparative Data

1) Economy

Real GDP Growth Rate

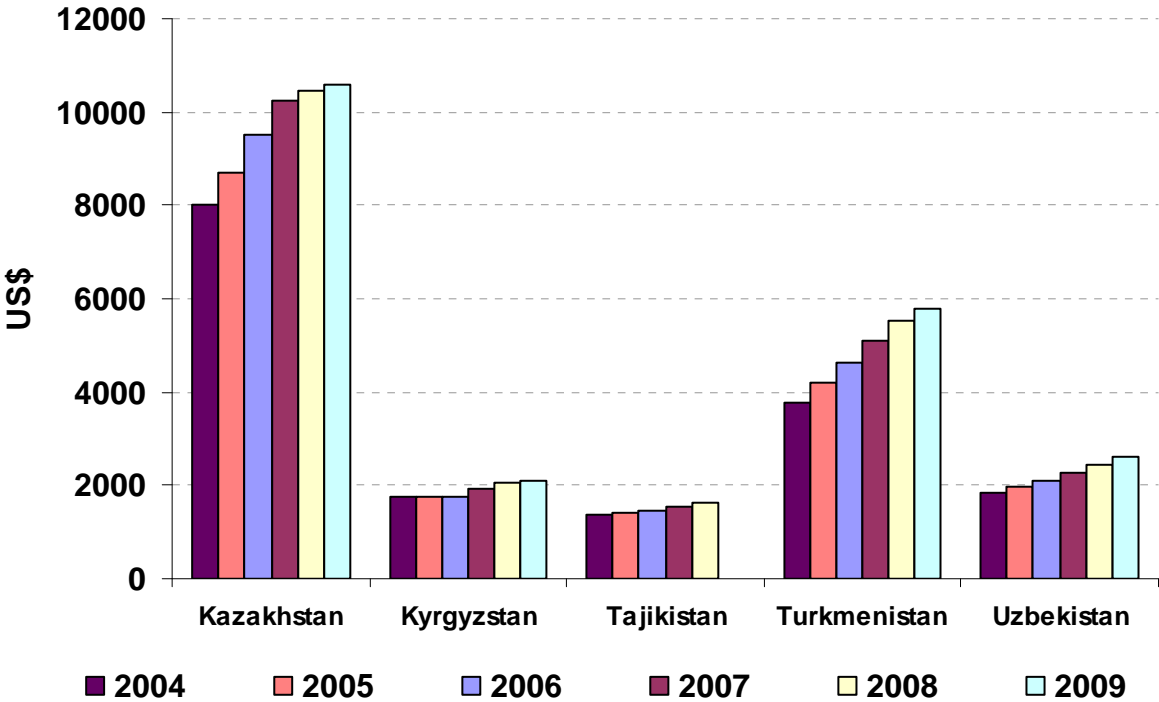
	2004	2005	2006	2007	2008	2009
Afghanistan	9.4	14.5	11.2	16.2	3.4	..
Kazakhstan	9.6	9.7	10.7	8.9	3.3	1.2
Kyrgyzstan	7.0	-0.2	3.1	8.5	8.4	2.3
Tajikistan	10.3	6.7	6.6	7.6	7.9	..
Turkmenistan	4.5	13.0	11.4	11.6	10.5	6.1
Uzbekistan	7.4	7.0	7.5	9.5	9.0	8.1



GDP per capita at prices and PPPs of 2005, US\$

	2004	2005	2006	2007	2008	2009
Afghanistan
Kazakhstan	8 001	8 699	9 529	10 258	10 467	10 592
Kyrgyzstan	1 758	1 737	1 774	1 910	2 053	2 101
Tajikistan	1 352	1 413	1 476	1 556	1 643	..
Turkmenistan	3 770	4 201	4 615	5 082	5 541	5 803
Uzbekistan	1 851	1 959	2 082	2 256	2 432	2 601

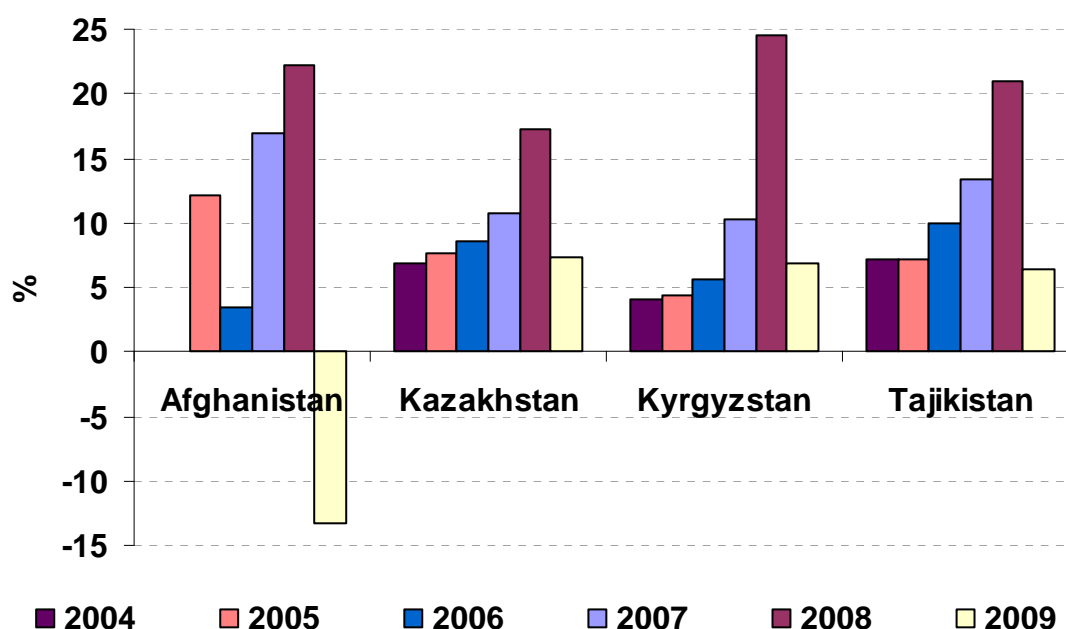
GDP Per Capita at Prices and PPPs of 2005



Consumer Price Index Growth Rate

	2004	2005	2006	2007	2008	2009
Afghanistan	..	12.1	3.5	17.0	22.2	-13.3
Kazakhstan	6.9	7.6	8.6	10.8	17.2	7.3
Kyrgyzstan	4.1	4.4	5.6	10.2	24.5	6.9
Tajikistan	7.2	7.2	10.0	13.4	20.9	6.4
Turkmenistan
Uzbekistan

Consumer Price Index, Growth Rate



Footnotes for Economic data:

Source: UNECE Statistical Division Database, national and international official sources. National accounts estimates are compiled according to the 1993 SNA (System of National Accounts) Constant price estimates are based on data compiled by the National Statistical Offices (NSOs), which reflect various national practices (different base years, fixed base, chain, etc.) explained in the methodological note. To facilitate international comparisons, the data reported by the NSOs have been scaled to the current price value of 2005.

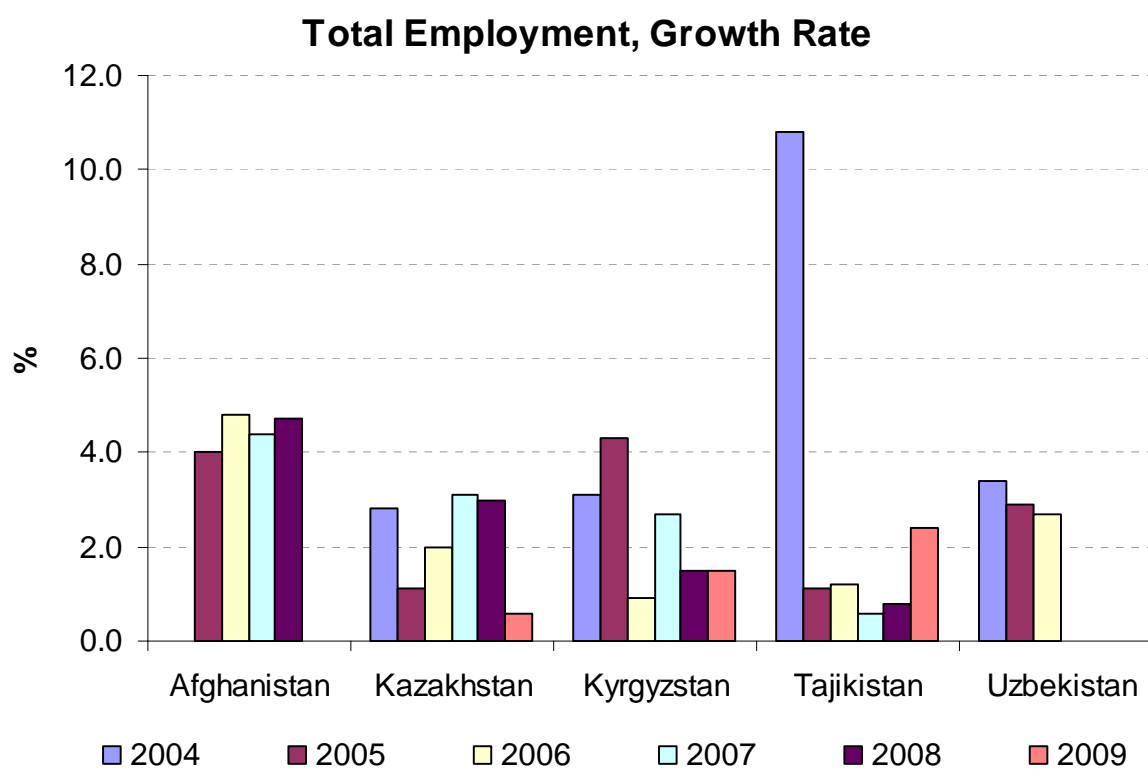
Common currency (US\$) estimates are computed by the secretariat using purchasing power parities (PPPs), which are the rates of currency conversion that equalize the purchasing power of different currencies. PPPs, and not exchange rates, should be used in international comparisons of GDP and its components.

In April 2008 all PPP series were revised based on the International Comparison Program (ICP) 2005 results released by the World Bank. The common currency (US\$) estimates have also been updated correspondingly.

2) Employment

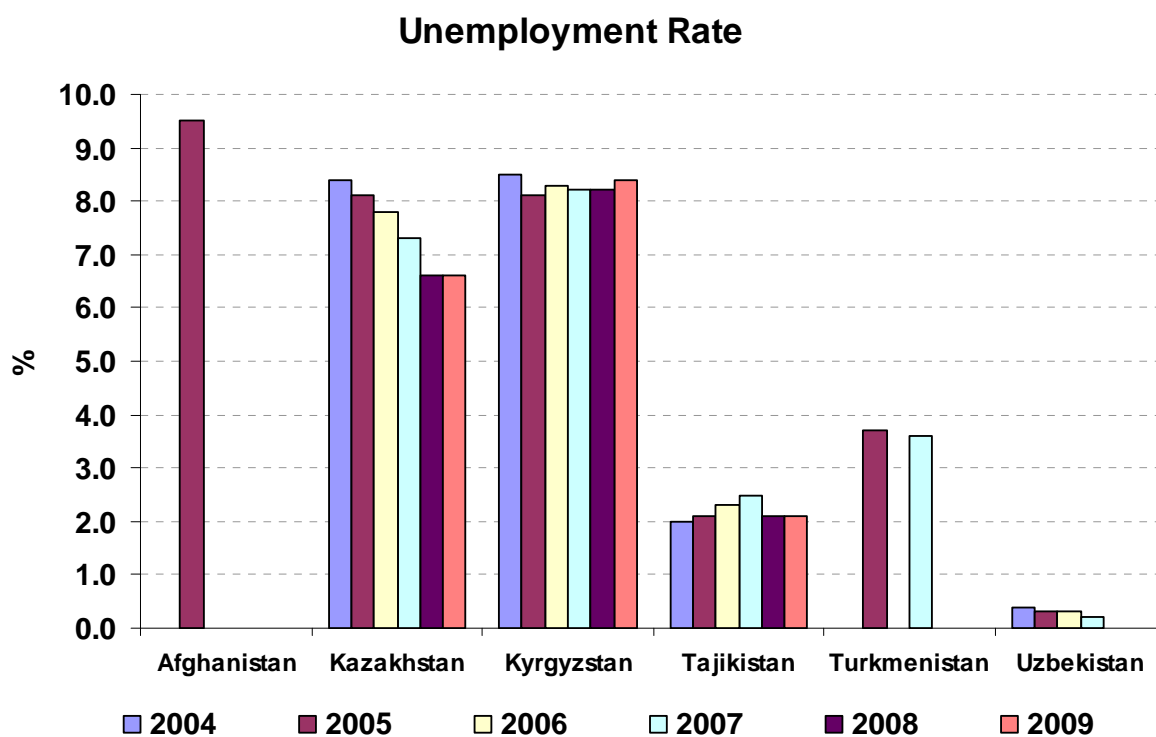
Total Employment, Growth Rate

	2004	2005	2006	2007	2008	2009
Afghanistan	..	4.0	4.8	4.4	4.7	..
Kazakhstan	2.8	1.1	2.0	3.1	3.0	0.6
Kyrgyzstan	3.1	4.3	0.9	2.7	1.5	1.5
Tajikistan	10.8	1.1	1.2	0.6	0.8	2.4
Turkmenistan
Uzbekistan	3.4	2.9	2.7



Unemployment Rate

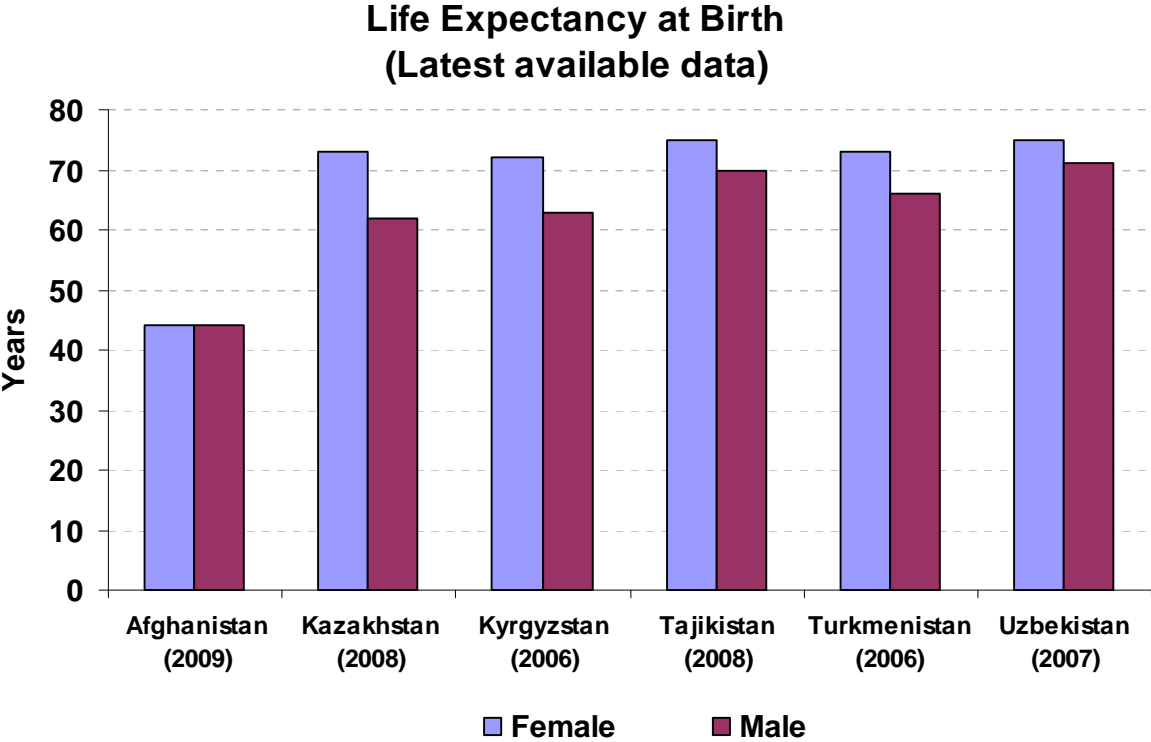
	2004	2005	2006	2007	2008	2009
Afghanistan	..	9.5
Kazakhstan	8.4	8.1	7.8	7.3	6.6	6.6
Kyrgyzstan	8.5	8.1	8.3	8.2	8.2	8.4
Tajikistan	2.0	2.1	2.3	2.5	2.1	2.1
Turkmenistan	..	3.7	..	3.6
Uzbekistan	0.4	0.3	0.3	0.2



Footnotes for Employment data:

Source: UNECE Statistical Division Database, national and international official sources.

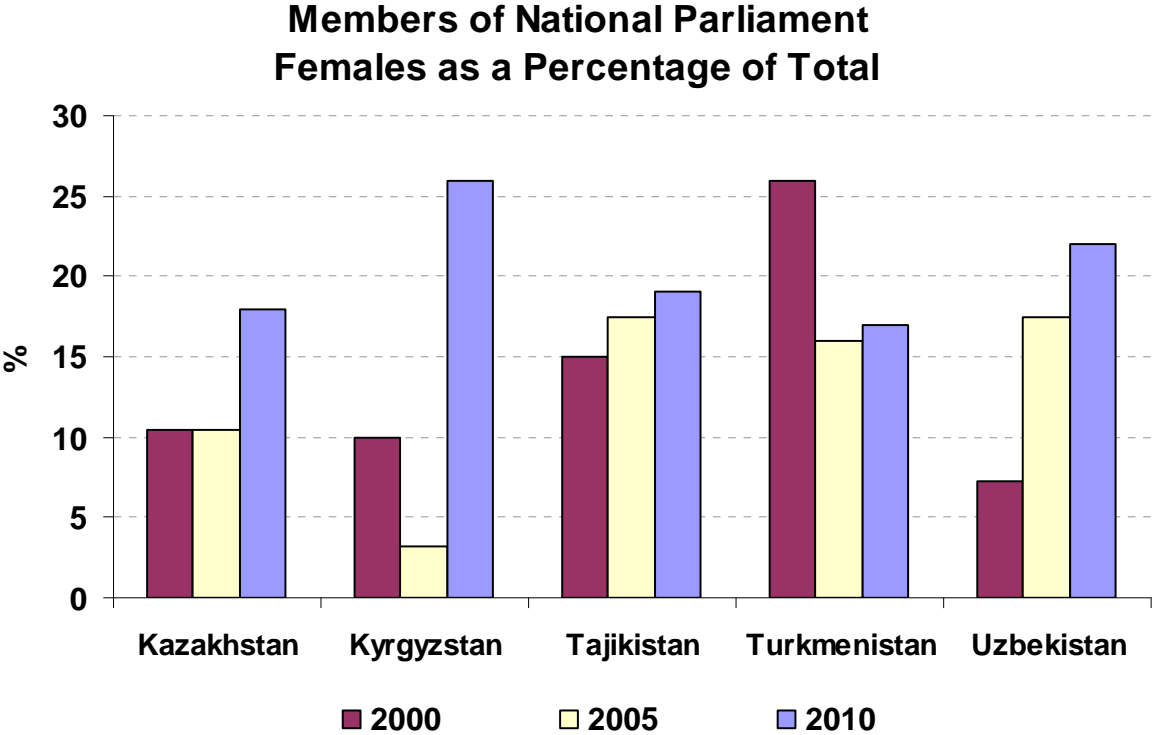
3) Demographics



Footnotes:

Source: UNECE Statistical Division Database, national and international official sources.
 Indicator: Life expectancy at birth, in years - Average number of years of life remaining to a newborn, based on current age-specific mortality rates.

4) Gender Statistics



Footnotes:

Source: UNECE Statistical Division Database, national official sources
 Definition: Members of parliament are the persons elected to the lower or single house by the persons entitled to vote in the country. The parliament is the legislative or deliberative assembly; one or more chambers or assemblies that form (or form part of) the legislature of a country.
 Data reflect results of most recent election.